

EASY LET-DOWN SPIRAL CHUTES

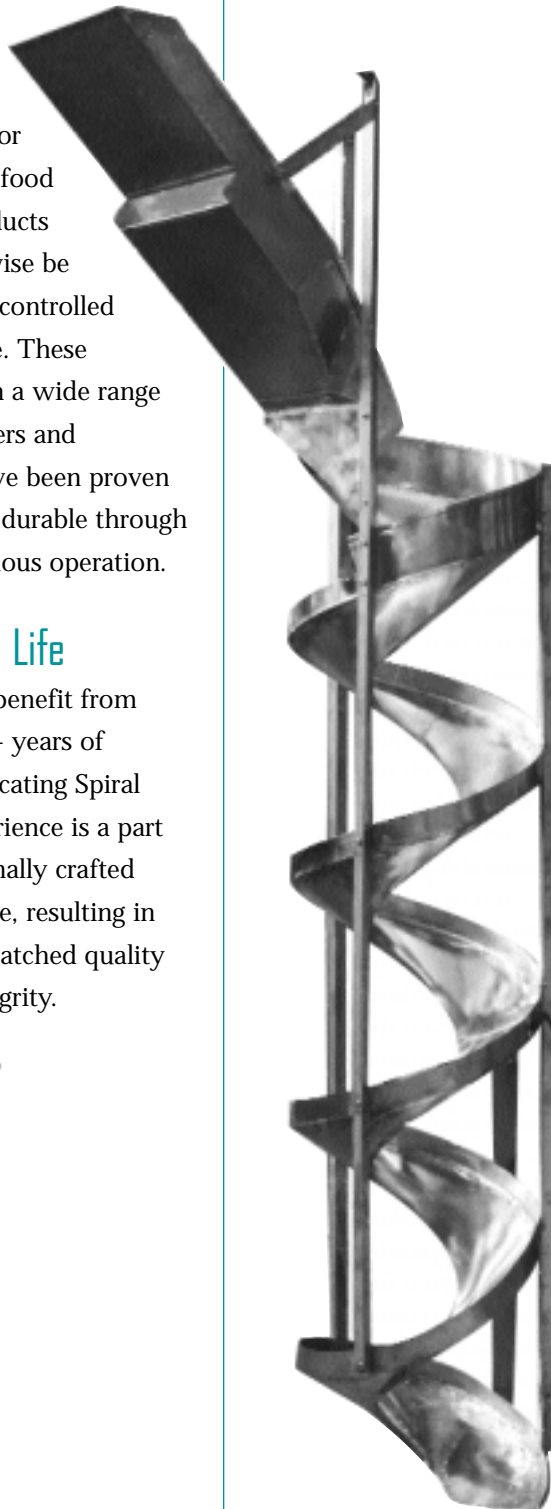
Easy Let-Down Spiral Chutes from Meyer Machine provide for gentle handling of food and non-food products that would otherwise be damaged by an uncontrolled fall of any distance. These chutes, available in a wide range of lengths, diameters and configurations, have been proven both effective and durable through decades of continuous operation.

Built For Long Life

Meyer customers benefit from the company's 50+ years of experience in fabricating Spiral Chutes. This experience is a part of every professionally crafted Meyer Spiral Chute, resulting in equipment of unmatched quality and long-term integrity.



Enclosed transfer chute designed for through-floor installation



Standard Spiral Chute with special intake design


Designs To Meet A Range Of Applications

Meyer offers two basic Spiral Chute designs. Standard Meyer Chutes are used in filling operations, allowing product to overflow into a bin or hopper once the chute becomes full.

Meyer Chutes are also available for simple product transfer, with center-mounted pipes used to force product back-up into the feed system, when the chute is filled. Spiral Chutes used for product transfer are available in either an open design or enclosed with hinged doors.



Enclosed Chute with full length doors

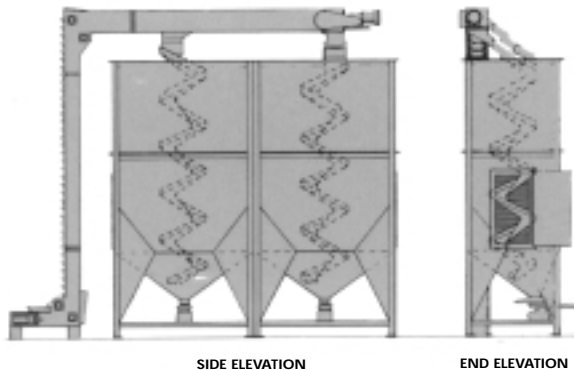


Ceiling-mounted Spiral Chute

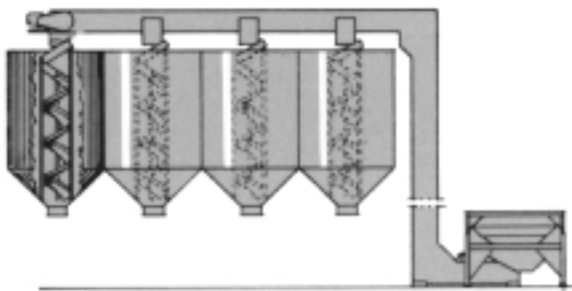
Bins And Hoppers With Spiral Chutes

Meyer also offers bins and hoppers equipped with Easy Let-Down Spiral Chutes. Based on customers' broad range of application requirements, these storage vessels can be designed in an almost unlimited number of sizes and designs.

Options for these units include a hinged door (for easy access to the chute), various gate styles for discharge from the bin or hopper and a choice of in-feed designs to match the overall material handling system.



Storage bin design with Spiral Chutes



Multiple hopper system with integrated Spiral Chutes

And It's A Meyer!SM

You get more than just equipment when you purchase from Meyer, you also get the support of one of the most prestigious names in the material handling industry.

For its full line of products— bucket elevators, vibratory and belt conveyors, feeders, hopper/feeders, box loaders and unloaders—Meyer adds the expertise of years of material handling experience in designing and building material handling systems. By working closely with the customer and applying that experience, Meyer designs systems that are best suited to the specific demands of the application.

Meyer support includes: process consultation, equipment modification, new equipment design or a turnkey control system designed to meet your unique requirements. Key components of Meyer support are the extensive parts inventory and experienced, responsive service professionals that are on hand at all times to assist you.

Solid products, supported by outstanding service. That's what makes a Meyer, a Meyer!

MEYER[®]
MACHINE COMPANY

P.O. Box 5460
San Antonio, TX 78201-5460
210/736-1811
Fax 210/736-4662